





**ASSEMBLY INSTRUCTIONS
PLEASE READ CAREFULLY**


Thomas Moloney Pty T/as On Site Systems
13 Kangoo Road Somersby NSW 2250
Phone 02 43401444 Fax 02 43401400
Web www.rolacase.com Email enquiry@rolacase.com




Step 1 : Using shelf aligner position shelf at desired height



Step 2: Make sure that there is sufficient space between shelves to remove trays



Step 3: Remove one side of aligner and using self tapping Dog Head screws secure the shelves



Step 4: Remove the aligner and complete the installation